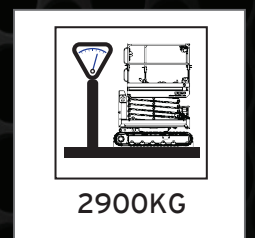

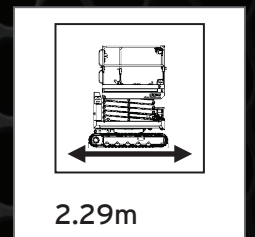
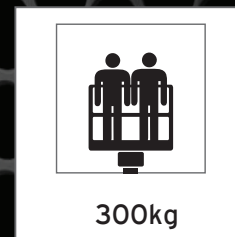
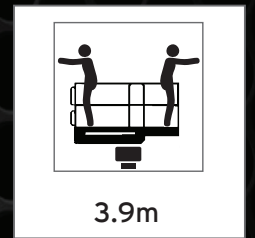
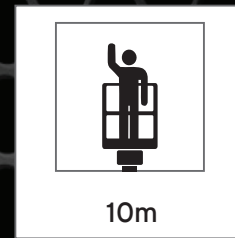


# SUPERELEVATE™

# 1090



The Preston Hire SuperElevate™ 1090 mini-crawler traction overcomes all the standard limits of traditional 4x4 traction providing the opportunity to work in limited spaces. The Proactive/dynamic self leveling of the machine, enables the operator to work easily and always in full safety conditions even in big slopes or uneven and rough terrain. The bi-energy engine, thermic and electric, provides full versatility, both for inside or outside applications. Consider the possibilities...



COUNT ON US

1800 440 550 | [prestonhire.com.au](http://prestonhire.com.au)

# SPECIFICATIONS SUPERELEVATE™

## 1090

### SPECIFICATIONS

|                         |                               |
|-------------------------|-------------------------------|
| Basket capacity         | 300 kg (2 p.)                 |
| Max working height      | 10,0 m                        |
| Max height basket floor | 8,0 m                         |
| Moving height           | 7,0m                          |
| Powered                 | Hatz Diesel / Lithium battery |

|                                          |               |
|------------------------------------------|---------------|
| Accelerator                              | Automatic     |
| Undercarriage                            | Bi-levelling  |
| Basket levelling                         | Automatic     |
| Longitudinal levelling Front             | +/- 15°       |
| Longitudinal levelling Rear              | +/- 20°       |
| Lateral levelling                        | +/- 14°       |
| Dynamic Levelling System                 | Yes           |
| Pro-Active Levelling System              | Yes           |
| Direction-Control System                 | Yes           |
| Easy-Drive System                        | Yes           |
| Kit for high speed                       | max 2.7 km/h  |
| Ground emergency                         | Yes           |
| Control of inclination                   | Autom.        |
| Gradeability                             | 25°           |
| Side slope                               | 21°           |
| Length                                   | 2.29m         |
| Width                                    | 1.46 + 1.64 m |
| Min. machine height with folded railings | 2.05 (1,89) m |
| Total weight                             | 2900 kg       |
| Compliance                               | EN 280 : 2015 |

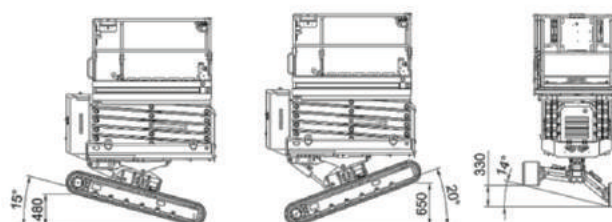
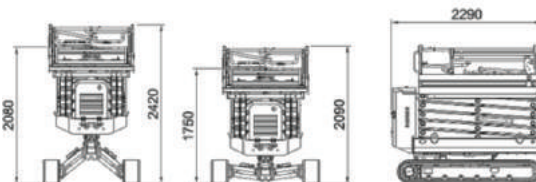
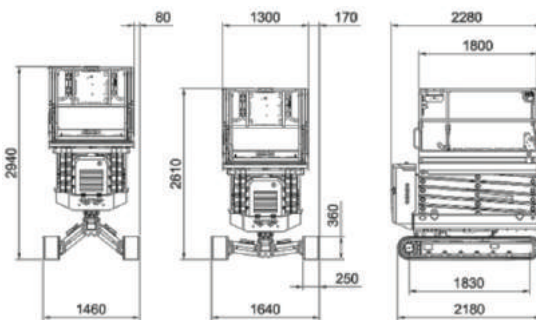
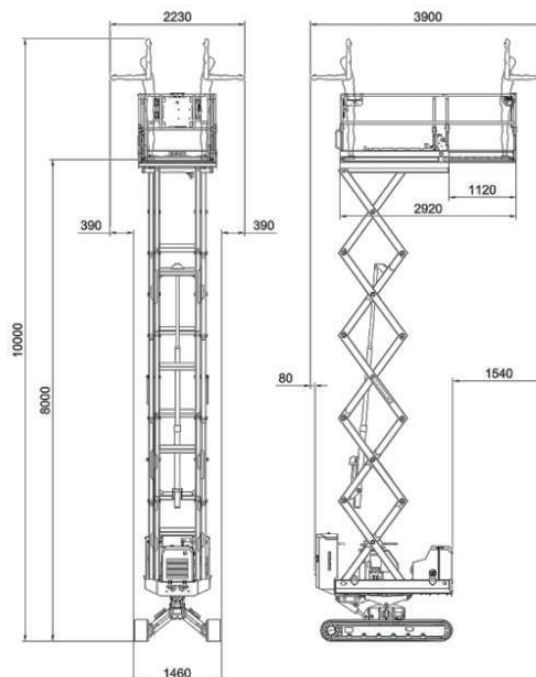
### WEIGHT DISPERSIONS

Load on each footplate:

|              |           |           |
|--------------|-----------|-----------|
| <b>Model</b> | <b>KG</b> | <b>KN</b> |
| 1090         | Kg        | kN        |

Load on tracks:

|              |                          |                       |            |
|--------------|--------------------------|-----------------------|------------|
| <b>Model</b> | <b>Area Under Tracks</b> | <b>Weight Machine</b> | <b>PSI</b> |
| 1090         | in                       | kg                    | psi        |



COUNT ON US

1800 440 550 | prestonhire.com.au